



LOCKED



Night Setting To Close The Door

AUTOMATIC




Normal Daytime Operation

NO ENTRY



People Can Leave But Not Enter

WINTER MODE




Reduced Opening Size For Heat Saving

HOLD OPEN



Press The Hold Open Button Once

MANUAL



Pressing The Hold Open Button Twice Puts The Door To Manual Operation

To lock the programme selector



A cross symbol will show on the left side of the screen.

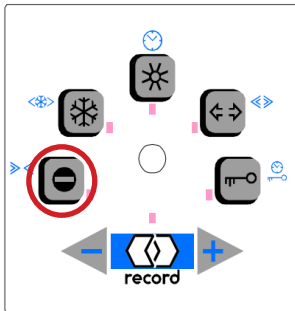
To unlock the programme selector repeat the same procedure as above and the cross will disappear.

Reset:

To reset the door, the inside and outside sensor area must be clear of any person(s) or object(s).

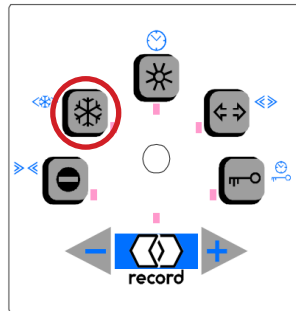
1. Press and hold the Record logo
2. Keep it pressed whilst the software version is displayed
3. When '**Reset Yes/No**' appears, press the Record logo
4. The door will return to its closed position and reset

NO ENTRY



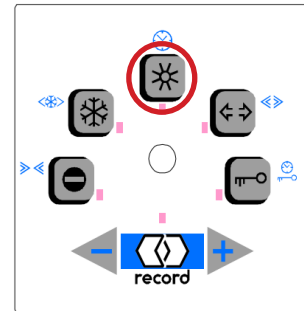
Allows People To Leave But Not Enter

WINTER MODE



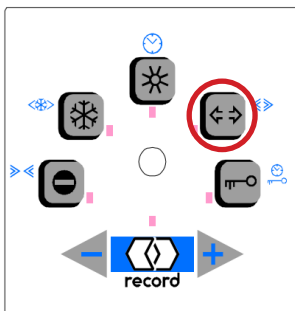
Reduced Opening Size To Save Heating

AUTOMATIC



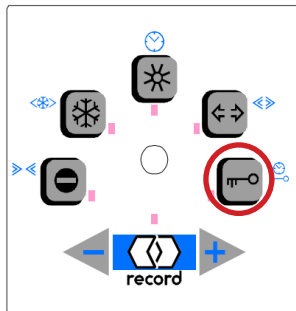
Normal Daytime Operation

HOLD OPEN



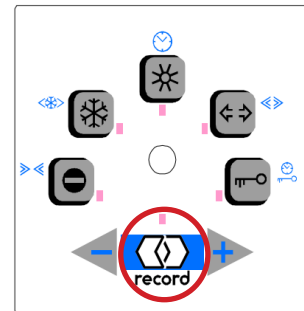
Press Once = Hold Open
Press Twice (Flashing) = Manual Mode

LOCKED



Night Setting - Doors Closed Locked

SETTING LOCKED



Follow The Below Procedure

To lock the programme selector

Press Press Press =

Light above the Record logo remains on with the selected programme setting

To unlock the programme selector

Press Press Press =

Light above the Record logo turns off

No.	Code	Reason
59	SIS > 60sec Active	The sensor in the middle of the door has been activated longer than 60 seconds - fault will disappear once the area is clear
47	SIO > 60sec Active	The sensors at the side of the door have been activated longer than 60 seconds - fault will disappear once the area is clear
59	ELS > 60sec Active	The photocell light beams that cover the threshold area of the door have been activated longer than 60 seconds - fault will disappear once the area is clear
5	AKA > 60sec Active	The outside radar has been activated longer than 60 seconds - fault will disappear once the area is clear
3	AKI > 50sec Active	The inside radar has been activated longer than 60 seconds - fault will disappear once the area is clear
10	Locking Error	This indicates that the lock has not engaged correctly. Place the doors to fully open and try to relock once again - if this is not successful please call an engineer
11	Low BAT Voltage	The battery unit requires attention and will need an engineer call out
14	VAK Defective	Please follow the procedure as in number 10 for locking error
48	NSK/SOK Activated	The fire alarm signal has been activated to the doors
55	Power Failure	The mains power supply to the doors has been switched off